

# TITAN 800 SERIES SYSTEMS

In addition to its familiar technology and distinctive blue webbing, the new TITAN800 was built with an innovative energy distribution design for maximum load capacity to meet the latest industry regulations. The TITAN800 is equipped with stronger webbing to withstand the higher load requirements of WC18, J-Hook attachments that keep webbing flat and untwisted and innovative PLI fitting that tells operators when the retractor is locked into place.



## ACCESSORIES

### AL801061

#### Series L Connector Assembly Kit

This kit converts Titan800 wheelchair tie-down retractor assemblies to a Series L Track application.



### Q8-7580SL

#### SNC Cleat Connector Assembly Kit

This kit converts Titan800 wheelchair tie-down retractor assemblies to a SNC Cleat fitting application.



# STANDARDS COMPLIANCE

TITAN800 retractors, when properly used with a complete Sure-Lok System (comprised of wheelchair tie-down, a complete occupant restraint system, including lap and shoulder belt), track and anchorages are designed to meet the following requirements where applicable:

- Meets the REquierments of WC18
- 30mph/20g Impact Test Criteria per SAE J2249
- 30mph/20g Impact Test Criteria per National Standards for School Buses
- 30mph/20g Impact Test Criteria per Canadian Z605 Standard
- 49 CFR Part 38 Americans with Disabilities Act (ADA)
- 49 CFR Part 571.222 (FMVSS 222) School Bus Passenger Seating and Crash Protection
- FMVSS 302 Flammability Test
- Certificates of Conformance available upon request.



1. The TITAN800 is built with an energy distribution design and stronger webbing to withstand the higher load requirements of the newest standards.
2. J-hook attachment improves your belt angles by minimizing twists.
3. The low-profile bracket on the TITAN800 retractor is close to the ground and the chrome-plated case provides a cleaner, sleeker appearance.
4. Titan's low-profile design minimizes interference with most wheelchairs. With the auto-tensioning feature, webbing automatically retracts into the housing and stays off the floor – keeping it cleaner and longer lasting.
5. The stud fitting, located at the top of the retractor case, provides an easy attachment point for integrated occupant restraint systems.



## WARNING

Always secure the occupant in the vehicle with a complete Sure-Lok Occupant Restraint System, consisting of lap and shoulder belts. Secure the wheelchair in the vehicle with a Sure-Lok Wheelchair Tie-Down System.

# TITAN800 SERIES SYSTEMS

Determine which Titan Retractor System is right for you. Select the Floor Anchor type you have or want installed. Then just order the corresponding kit part number. It's that easy. Retractor assembly part numbers are listed in the chart below and retractor kit part numbers are in the charts on the opposite page. For more information on occupant restraints, refer to pages 20-25.

## EXAMPLE OF KIT AL812S-4C-7



AL700868-4

AL800855S (4)









L TRACK	SNC
AL800855S	AL800944S-SNC
	




**SNC  
FLOOR ANCHOR**  
Q8-7580-A

## TITAN RETRACTOR KITS WITH OCCUPANT RESTRAINTS

FLOOR ANCHOR TYPE	ATTACHMENT STYLE	KIT PN	PN IN KIT	QTY	OCCUPANT RESTRAINT
L TRACK 	J-HOOK	AL812S-4C	AL800855S AL700727HA	4 1	 <b>AL700727HA</b>
SNC 	J-HOOK	AL860S-4C-SNC	AL800944S-SNC Q8-7580-A AL700727HA	4 4 1	 <b>AL700727HA</b>
L TRACK 	J-HOOK	AL812S-4C-7	AL800855S AL700868-4	4 1	 <b>AL700868-4</b>

## TITAN RETRACTOR KITS WITHOUT OCCUPANT RESTRAINTS

FLOOR ANCHOR TYPE	ATTACHMENT STYLE	KIT PN	PN IN KIT	QTY	OCCUPANT RESTRAINT
L TRACK	J-HOOK	AL827S-4C	AL800855S	4	<p>For available Occupant Restraints, refer to pages 20-25.</p> <p> <b>WARNING</b> Always secure the occupant in the vehicle with a complete Sure-Lok Occupant Restraint System, consisting of lap and shoulder belts. Secure the wheelchair in the vehicle with a Sure-Lok Wheelchair Tie-Down System.</p>
SNC	J-HOOK	AL861S-4C-SNC	AL800944S-SNC Q8-7580-A	4 4	