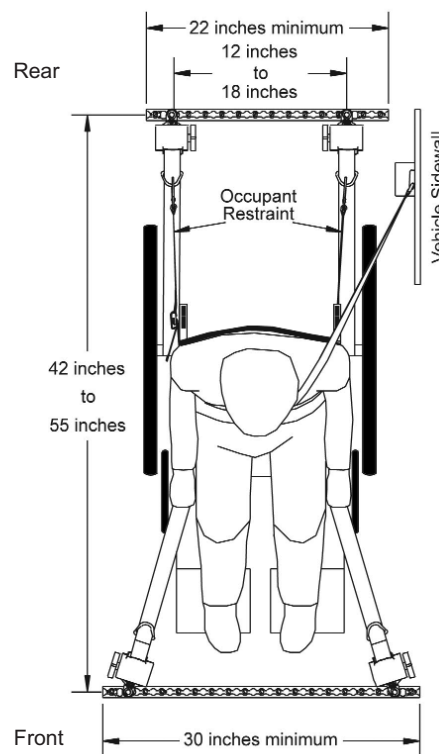
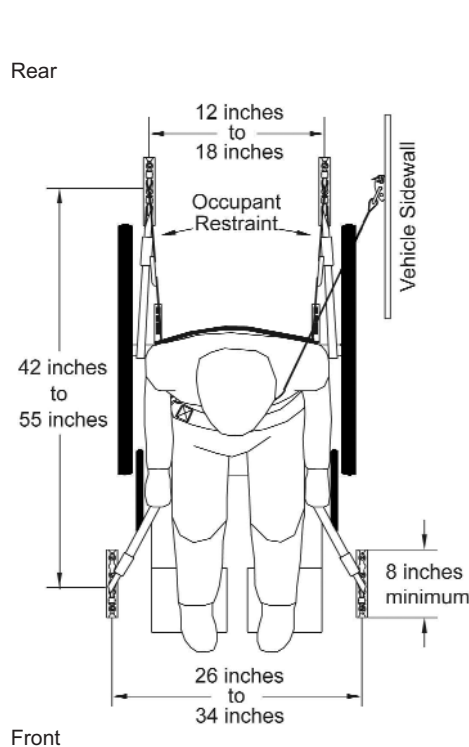


# Floor Anchor System Applications

Sure-Lok recommends the following for floor anchor system layout and installation. These recommendations are not all-inclusive and may not be applicable to every system installation. For additional information regarding installation of track and corrosion potential of aluminum L Track, refer to our website at [www.sure-lok.com](http://www.sure-lok.com).

Except as noted, the recommended installations on the following pages, when properly done, will comply with 49 CFR Part 571.222 (FMVSS 222) for School Bus Passenger Seating, Crash Protection and 30mph/20g Impact Test Criteria. Each Wheelchair Tie-Down and Occupant Restraint System must be carefully reviewed and approved by the installer to ensure installation meets applicable industry standards. Refer to applicable ADA, CSA, FMVSS, ISO, SAE and vehicle manufacturers' standards for additional information.

## L Track Applications



### Series L Track Lengthwise Orientation

#### Recommended Installation:

For lengthwise installation, use a minimum of four fasteners or fasteners at 4" intervals, whichever provides the greater number of fasteners.

Use socket head cap screws per ASTM F835 or equivalent. Minimum size is 1/4" with 82° flathead.

Sure-Lok offers special cap screws to minimize corrosion potential. Series L Track Installation Hardware Kit, part number FE201005 includes 1/4" diameter 82° countersunk fasteners. Series L Track Installation Hardware Kit, part number FE201006 includes 5/16" diameter 82° countersunk fasteners. For more information on Series L Track Installation Hardware Kits, refer to page 24.

The FE200762 and FE200765 are installed lengthwise with 3/8" grade 5 hexhead bolts on 8" centers.

Use appropriate back-up washers as needed to comply with local and/or Federal requirements.

### Series L Track Widthwise Orientation

#### Recommended Installation:

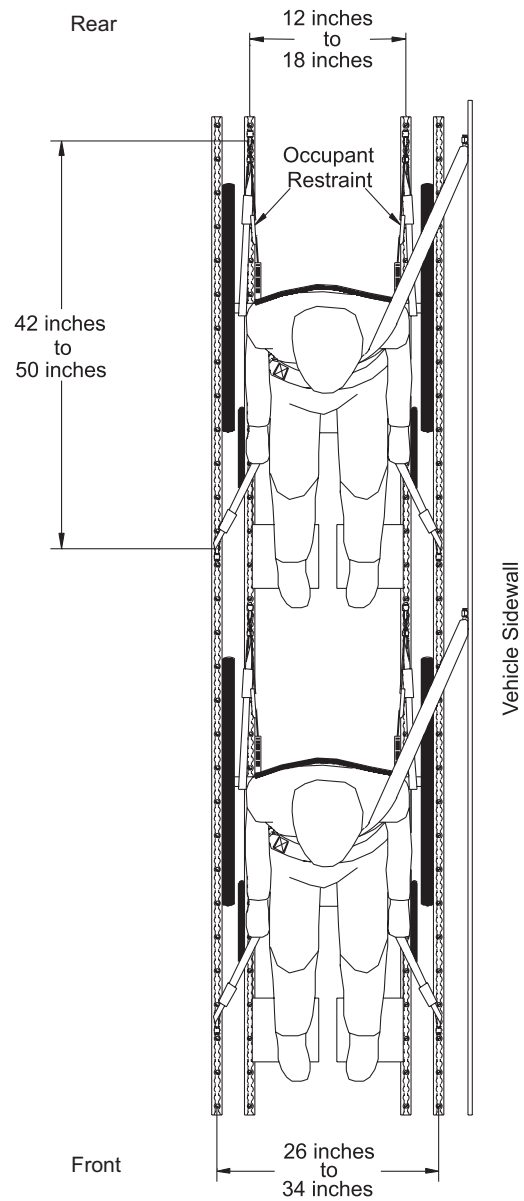
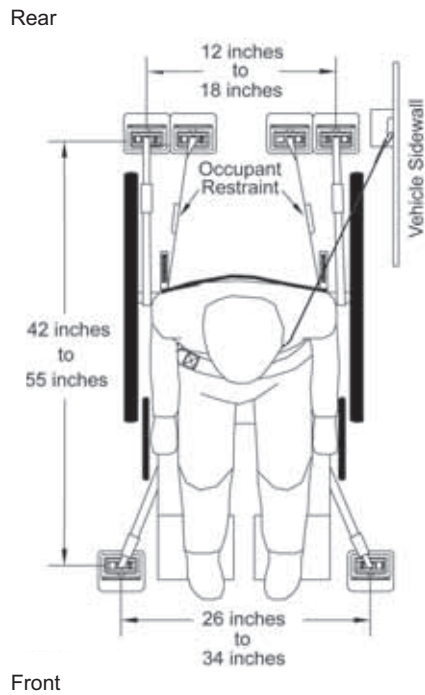
For widthwise installation, use a minimum of four fasteners or fasteners at 2" intervals, whichever provides the greater number of fasteners.

Use socket head cap screws per ASTM F835 or equivalent. Minimum size is 1/4" with 82° flathead.

Sure-Lok offers special cap screws to minimize corrosion potential. Series L Track Installation Hardware Kit, part number FE201005 includes 1/4" diameter 82° countersunk fasteners. Series L Track Installation Hardware Kit, part number FE201006 includes 5/16" diameter 82° countersunk fasteners. For more information on Series L Track Installation Hardware Kits, refer to page 24.

The FE200762 and FE200765 installed widthwise meets ADA strength requirements when used with 3/8" grade 5 hexhead bolts on 8" centers. This application does not meet 30mph/20g Impact Test Criteria.

Use appropriate back-up washers as needed to comply with local and/or Federal requirements.



### Series L Floor Plate Kits

#### Recommended Installation:

Sure-Lok Series L Floor Plate Kits come with installation hardware included. Each kit also comes with complete installation instructions.

For Integrated Lap Belt, only two floor plates are needed at the rear.

### Series L Track Multiple Positions

#### Recommended Installation:

Refer to recommended installation for lengthwise Series L Track on Page 26.

**⚠️ WARNING** *The Sure-Lok products that you select must be suitable for your particular application. Installation of products that are not suitable or are installed in an unsuitable manner may result in a failure of proper securement of the wheelchair and occupant. This failure can result in injury or death to the occupant, other passengers or driver and wheelchair damage.*

**⚠️ WARNING** *The vehicle floor and sidewall structures, where the system anchorages are attached, must have sufficient strength to meet applicable federal government and recommended industry standards.*